

Contact : sale@overallsystemtrade.com , sk.overallsystem@gmail.com



OVERALL SYSTEM
www.overall-system.com

Tel. 02-403-4093

02-115-0414

Fax. 02-403-4093

02-115-0414

บริษัท โอเวอร์ออล ซิสเต็ม จำกัด www.overallsystemtrade.com

Mobile

081-257-7231



OVER-ALL



Contact : sale@overallsystemtrade.com , sk.overallsystem@gmail.com



OVERALL SYSTEM
www.overall-system.com

Tel. 02-403-4093

02-115-0414

Fax. 02-403-4093

02-115-0414

บริษัท โอเวอร์ออล ซิสเต็ม จำกัด www.overallsystemtrade.com

Mobile

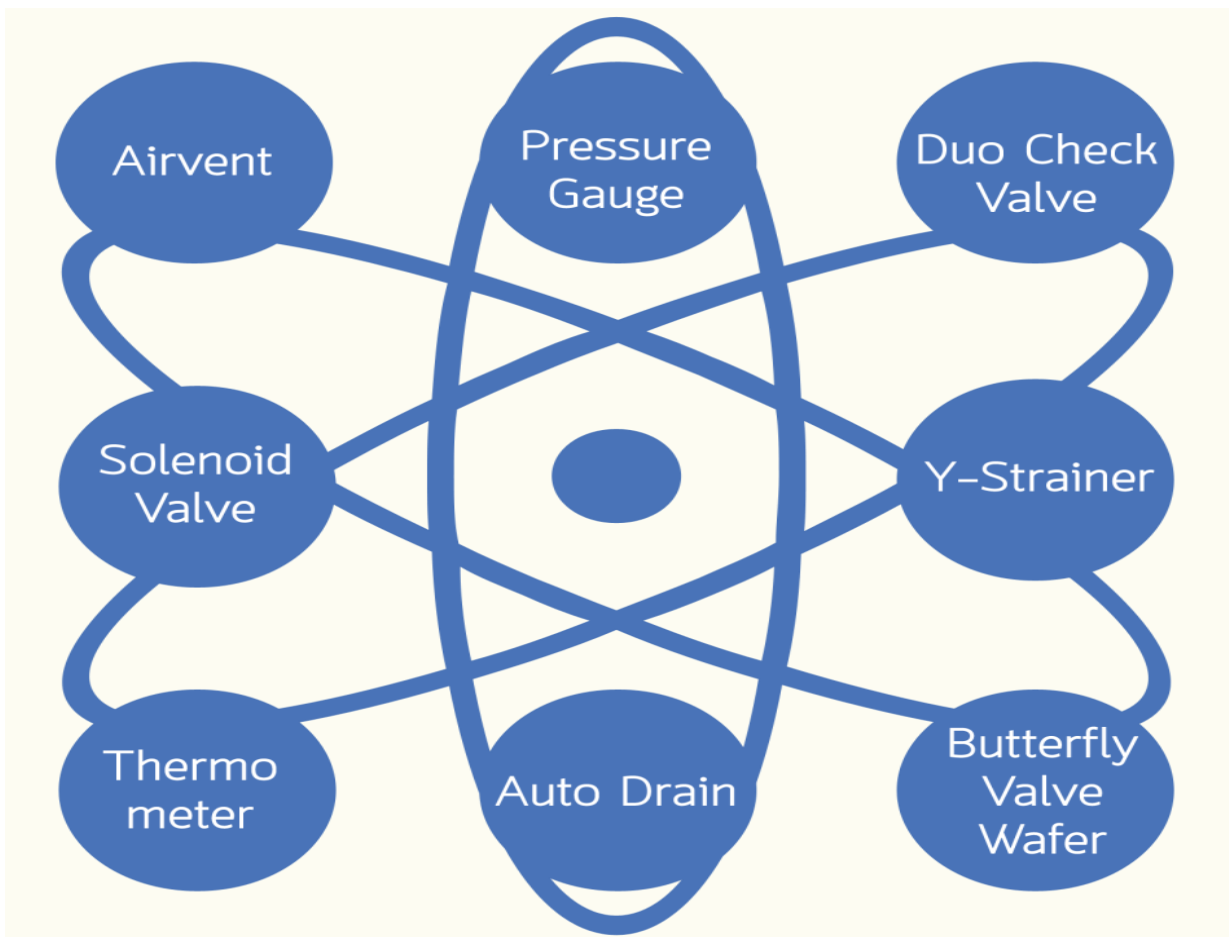
081-257-7231

About us OverAll System

Overall System Co.,Ltd. Established Year 2010. We providing customers with the highest quality products with appropriate price and gives both services and support details to our customers. We made OEM brand under license [Over-All](#).

We focus on a high of service and support , responding rapid in today's fast changing competitive business environment. As a result, whatever our customer's demands , we have a solution for help customers.

Through its depth of resources the company can provide various kind of industrial materials and equipments from Valves , Pressure Gauge and Wires & Cables to suit demanding requirement from our customers.



Stainless Steel Case Brass Pressure Gauge

Features

- Bourdon Tube Pressure Gauge with Stainless Steel Case
- Glycerine 99.5%

Application

- Hydraulic & Pneumatic
- Pump & Compressors
- Water

Design

- EN 837-1

Range Scale

- Bar / PSI (Standard)



Standard Parameters

Accuracy	: CL 1.6
Ambient Temperature	: -40...+ 60C(without dampening liquid)
	: -20...+ 60C(with dampening liquid)
Service Temperature	: 60C max.
Pressure Limits Dia.2.1/2"	: Steady 3/4 full-scale value
	: Flutuating 2/3 full-scale value
	: Short time : full-scale value
Pressure Limits Dia.4"	: Steady full-scale value
	: Flutuating 0.9 x full-scale value
	: Short time : 1.3 x full-scale value

Material of Construction

Case & Ring	: 304 Stainless Steel with crimp ring
Movement	: Copper alloy
Pointer	: Black aluminum
Window	: Polycarbonate wuth Buna-N
Dial	: White aluminum with black lettering
Pressure Connection	: Dia.2.1/2" for 1/4" BSPT Bottom
	: Dia.4" for 1/2" BSPT Bottom
Bourdon Tube	: 30"Hg to 1,500PSI - C-Type (Soldered)
	: 1,500PSI to 15,000PSI - Helical Type (Brazed)
Socket	: Brass

Standard Specification

Dial size	: 2.1/2" and 4"
Range	: Vacuum Gauge
	: Compound Gauge
	: Pressure Gauge
Weather Protection	: NEMA4X / IP65
Case Fill	: Glycerine 99.5%

Temperature Error

- Additional error when temperature changes from refernce
- Temperature (+20C) max error + / - 0.4% for every 10C rising or falling

Stainless Steel Case Brass Pressure Gauge with Flange

Features

- Bourdon Tube Pressure Gauge with Stainless Steel Case
- Glycerine 99.5%



Application

- Hydraulic & Pneumatic
- Pump & Compressors
- Water

Standard Parameters

Accuracy	: CL 1.6
Ambient Temperature	: -40...+ 60C(without dampening liquid)
	: -20...+ 60C(with dampening liquid)
Service Temperature	: 60C max.
Pressure Limits Dia.2.1/2"	: Steady 3/4 full-scale value
	: Flutuating 2/3 full-scale value
	: Short time : full-scale value
Pressure Limits Dia.4"	: Steady full-scale value
	: Flutuating 0.9 x full-scale value
	: Short time : 1.3 x full-scale value

Design

- EN 837-1

Material of Construction

Case & Ring	: 304 Stainless Steel with crimp ring
Movement	: Copper alloy
Pointer	: Black aluminum
Window	: Polycarbonate wuth Buna-N
Dial	: White aluminum with black lettering
Pressre Connection	: Dia.2.1/2" for 1/4" BSPT Back center
	: Dia.4" for 1/2" BSPT Back center
Bourdon Tube	: 30"Hg to 1,500PSI - C-Type (Soldered)
	: 1,500PSI to 15,000PSI - Helical Type (Brazed)
Socket	: Brass

Range Scale

- Bar / PSI (Standard)

Standard Specification

Dial size	: 2.1/2" and 4"
Range	: Vacuum Gauge
	: Compound Gauge
	: Pressure Gauge
Weather Protection	: NEMA4X / IP65
Case Fill	: Glycerine 99.5%

Temperature Error

- Additional error when temerature changes from refernce
- Temperature (+20C) max error + / - 0.4% for every 10C rising or falling

All Stainless Steel Case Bimetal Thermometer

Features

- Industrial Design
- Stainless Steel case & Wetted Parts
- Back and Lower connection



Standard Parameters

Accuracy	: CL 1.5
Working Range	: Steady Full scale value
	: Short time 110% of full scale value
Min. / Max. Range	: 0-500 C/F

Material of Construction

Case	: 304 Stainless steel
	: Exteral reset slotted hex head on back of case
	Back connection
	: Interl reset slotted flat head rivet of pointer
	Bottom connection
Window	: Flat instrument glass
Measuring Element	: Bi-metal helix
Pointer	: Black alumium
Connection	: 304 Stainless steel 1/2" BSPT
Dial	: White aluminum , dished , with balck markings

Standard Specification

Dial size	: 3"	
Standard Scale	: 0-100 C/F	
	: 0-200 C/F	Adjust Angle
	: 0-300 C/F	Adjust Angle
Stem	: dia. 6mm.	
Length stem	: 100 mm. , 150 mm.	

Under / Over Range Protection

- Temporary over or under range tolerance of 50% of scale up to 260C.

Glass Thermometer

Features

- Water , Chiller
- Back and Lower connection



Standard Parameters

Accuracy	: CL 1.5
Lens	V Shaped aluminum or ABS scale with black figures, Lens front , red & blue reading mercury or kerosene filled tube.
Min. / Max. Range	: -50 - 200 C/F
Type	: Straight and 90C Angle : Single Thermowell

Material of Construction

Case	: ABS Plastic : Grey or Black
Connection Thread	: Brass

Standard Specification

Dial size :	: 6"
Stem diameter	: normal 10 mm.
Length stem	: 2.1/2"
Inlet Thread	: 1/2" BSP
Range Scale	: 0 - 100 C/F

Wafer Type Butterfly Valve

Features

- Water
- Chiller
- Waste Water treatment



Standard Parameters

Normal Pressure	: 1.00 / 1.60 Mpa
Shell Test Pressure	: 1.50 / 2.40 Mpa
Seat Test Pressure	: 1.10 / 1.76 Mpa
Face to Face is According to	: ISO 5752
	: API 609
	: DIN 3202
Mounting Direct	: ISO 5211 for actuator

Material of Construction

Body	: Cast Iron
Seat	: EPDM (-15C - 120C)
Disc	: Stainless Steel 304

Standard Specification

Size :	: DN50 ... DN600
Pressure Rating	: PN16 (DN50-DN200)
	: PN10 (DN250-DN600)
Flange Connection	: Universal Flange
Operation	: DN50 ... DN150 with lever
	: DN200 ... DN600 with Gear
Type Butterfly Valve	: Wafer

2W Solenoid Valve

Features

- Zero Pressure
- Plate diaphragm structure
- High Reliability
- Long life service



2W



2WB

Application

- Water
- Chiller
- Oil
- Air compressor

Standard Parameters

Type	: Normal Close (NC)
Operation	: Direct Acting
Working Medium	: Air / Water / Oil / Gas
Operation Fluid Viscosity	: 20CST
Voltage Range	: +/- 10%
Standard Current Voltage	: 220V
	: 24VDC / 12VDC option coil

Material of Construction

Body	: Brass (2W) SS304 (2WB)
Seat	: NBR (-5C - 80C)
Connection	: BSP

Standard Specification

Size :	: 1/4" - 2"	
Pressure Rating	: Air 0 - 1.0 Mpa	
	: Water 0 - 0.7 Mpa	
	: Oil 0 - 0.9 Mpa	
CV Value	: 4.8 (1/2")	2W-160-15 2WB-160-15
	: 4.8 (3/4")	2W-200-20 2WB-200-20
	: 12 (1")	2W-250-25 2WB-250-25
	: 29 (1.1/2")	2W-400-40 2WB-400-40
	: 48 (2")	2W-500-50 2WB-500-50

US Solenoid Valve

Features

- Design High Pressure
- Design High Temperature
- High widely
- Long life service



Application

- Water
- Steam
- Air

Standard Parameters

Type	: Normal Close (NC)
Operation	: Pilot Operate
Working Medium	: Air / Water / Steam
Operation Fluid Viscosity	: 20CST
Voltage Range	: +/- 10%
Standard Current Voltage	: 220V
	: 24VDC / 12VDC option coil

Material of Construction

Body	: Brass (US)
Seat	: PTFE (-5C - 185C)
Connection	: BSP


Standard Specification

Size :	: 1/2" - 2"
Pressure Rating	: Air/Water/Steam 0.1 - 1.5 Mpa
Max Pressure Resistance	: 1.5 Mpa
CV Value	: 4.8 (1/2") US-15
	: 4.8 (3/4") US-20
	: 12 (1") US-25
	: 20 (1.1/2") US-40
	: 48 (2") US-50

Electronic Auto Drain Timer

Application

- Compressor Pneumatic System
- Seperator
- Air Dryer
- Air Receiver tank



Drain Timer

PU225+Timer

Features

- High Quality , Low cost

Timer

Off Interval Time	: 0.5 - 45 minutes (adjustable)
On Interval Time	: 0.5 - 10 seconds (adjustable)
Manual Test Switch	: Micro Switch
Supply Voltage	: 24-240V AC/DC 50/60Hz
Supply Consumption	: 4 mA max.
Temperature Protection	: -40C ... +60C
Protection Class	: IP65
Housing Material	: Abs Plastic
Design Standard	: VDE 01 10C

Drain Valve

Type	: 2/2 way direct acting
Port	: 1/2"
Body	: Brass
Max. working pressure	: 16 Bar
Media Temperature	: 90C
Valve Seal	: Viton
Filter	: Yes
Protection Class	: IP65 , NEMA4X
Voltage Range	: +/- 10%

Solenoid Valve PU225

Type	: 2/2 way Pilot Operate
Port	: 1/2" , 3/4"& 1"
Body	: Brass
Max. working pressure	: 15 Bar
Operation working pressure	: 0.5 - 10Bar
Valve Seal	: NBR (-5C - 80C)
Insulation	: Class F
Protection Class	: IP65 , NEMA4X
Voltage Range	: +/- 10%
Coil	: DIN Type
Standard Current Voltage	: 220V

Auto Drain

Application

- Compressor Pneumatic System
- Seperator
- Air Dryer
- Air Receiver tank

Features

- High Quality , Low cost
- Auto Drain
- Air Shutoff Drain



AD402-04



HAD-20B

AD402-04

Drain Status	: Normal Open Type
Port	: 1/2"
Operating working pressure	: 1.5 - 10 Bar
Media Temperature	: -5 .. 60C
Drain Port	: 3/8"
Attention	: When using, The drainer should be install vertically and the drain port shold face down

HAD-20B

Type od Drain	: Floating Type
Port	: 1/2"
Body	: Aluminium Alloy die casting
Max. working pressure	: 0-16 Bar
Max. working Temperature	: 0-100C
Largest Capacity	: 400 L/H
Drain Port	: 1/2"
Filtration Precision	: 0.001 PPM

YooYoun - Air Vent Valve

Application

This is a compact air vent valve that is used for pipeline, hot water boiler, fan coils and small-medium size pressure tanks. The adoption of bubble crush method ensures safe operation and prevents water hammer and hunching, etc.



Features

- Simple and strong structure
- Compact outstanding air discharge performance
- Manual closing device installed on outlet side
- Spring force seat closing

YAV-1S

Port Size	: 1/2" & 3/4"
Application Fluid	: Cold and Hot Water
Max. Pressure	: 10 Bar
Max. Temperature	: 5 - 100C
End connection	: PT screw
Body	: Brass with chrom
Disc , Seat	: NBR
Hydraulic Test Pressure	: 15 Bar

Installation example and caution during handing

- *When installation the valve in a pipe line install it's within of a vertically line.*
- *When installation the valve indoors , connect the outlet side to the drainage just in case there is leakage.*
- *Install and manual valve on the inlet side for repair and inspections. such as gate valve or ball valve*
- *Close the manual closing cock if there is a leakage.*

Pressure Switch

Application

Pressure Switches are used to control the pressure of compressor in refrigerant also in available air or water fluid. The series have quite stable performance with internal micro-switch structure standard mounting bracket are provided with SPDT contact mechanism.



Features

5508 = (KP35) low pressure
 5514 = (KP36) low pressure
 5532 = (KP5) high pressure

LF series

Rate Voltage	:125VAC	250VAC	24VDC
Full Load	:20A	10A	8A
Locked Porter	:72A	72A	64A
Max. Temperature	: -20 to 110C		
Max. Pressure	: 16.5 Bar for (5508/5514)		
	: 35.0 Bar for (5532)		

Model	Range(Bar)		Differential(Bar)		Factory Setting(Bar)	
	Min.	Max.	Min.	Max.	Off	On
5508	-2	7.5	0.7	4	3	2
5514	2	14	1	4	10	8
5532	8	32	2	6	20	17

Flow Switch

Application

Liquid Flow Switch is designed for managing the flow changes when the fluid flows, in the pipe such as water or other non hazardous liquid. When the liquid flow is higher/lower than the setting value. SPDT can get through one circuit at the meantime to break other circuit. "No Flow" protection.

Installation

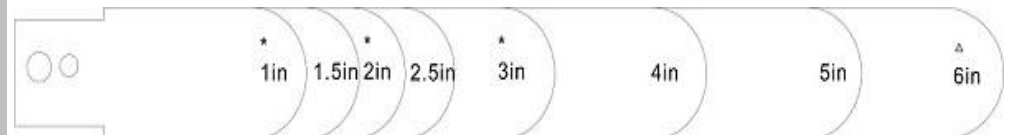
- Pipe Connection Flow Switch be provided with 1" , 3/4" , 1/2"
- The arrow direction in the cover the must be as same as the flow direction in the pipe.
- To avoid the paddle damage, flow reversal is not allowed when the flow is not working.



FS series

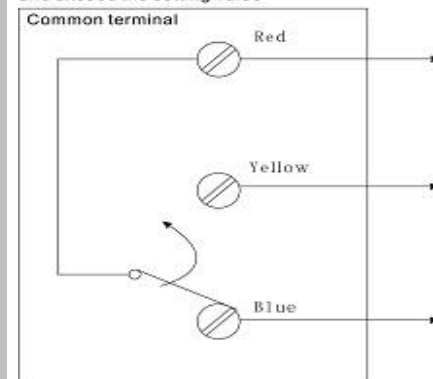
Rate Voltage	:250VAC
Full Load	:10A
Protection Class	:IP53
Max. Flow Temp.	: 0 - 120C
Max. Environment Temp	: 0 - 60C
Max. Pressure	: 10 Bar

The Paddle trimming figure

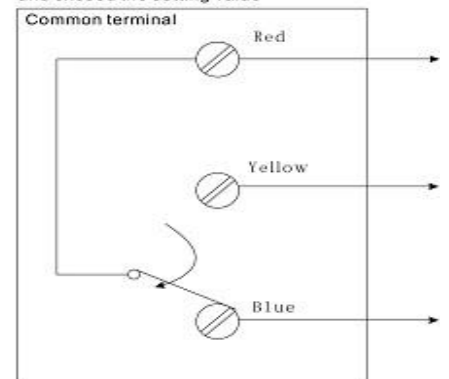


Wiring Diagram

Switch actuate, when the flow increasing and exceed the setting value



Switch actuate, when the flow decreasing and exceed the setting value



Installation Drawing

